

Uniform Retirement System for Justices and Judges POPULAR ANNUAL FINANCIAL REPORT

For the Fiscal Year Ended June 30, 2024



Dear Esteemed Member:

I am pleased to bring you the Popular Annual Financial Report for the Uniform Retirement System for Justices and Judges (URSJJ) for the fiscal year ended June 30, 2024. This report is a reader-friendly summary of financial information provided in the 2024 Annual Comprehensive Financial Report.

URSJJ continued to meet our responsibilities during fiscal year 2024 with an absolute commitment to the highest quality service to our members and employers, which shows our dedication to accountability and transparency.

This report represents what is best about the URSJJ and its members. My gratitude goes to those who have worked purposefully and intentionally to prepare this report for our members and employers.

Sincerely,

Joseph A. Fox
Executive Director



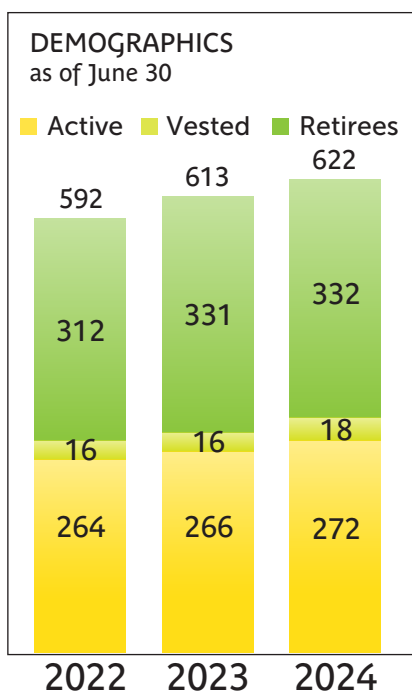
Annual Comprehensive Financial Report Online

The 2024 Popular Annual Financial Report for the Uniform Retirement System for Justices and Judges (URSJJ) contains summary financial information from the 2024 Annual Comprehensive Financial Report. The full report may be viewed, in its entirety online, at www.opers.ok.gov/publications.

Uniform Retirement System for Justices and Judges POPULAR ANNUAL FINANCIAL REPORT

About URSJJ

The URSJJ is a single-employer public employee retirement plan established in 1968 by the Oklahoma Legislature. The Plan covers Justices and Judges who sit on the Supreme Court of Oklahoma, the Oklahoma Court of Criminal Appeals, the Oklahoma Courts of Civil Appeals, the Oklahoma District Courts and the Oklahoma Workers' Compensation Court, as well as the Administrative Director of the Courts. As of June 30, 2024, the Plan's membership includes 272 active members, 18 inactive/vested members, and 332 retired members and beneficiaries.



KNOW THE TERMS:

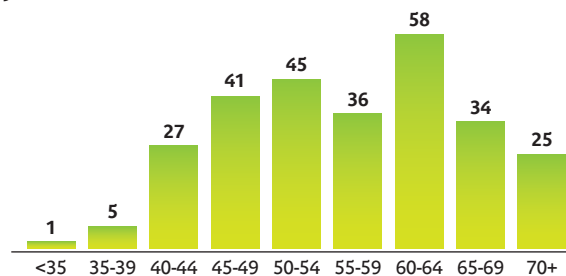
Active Members – Members who actively contributed through employment during the fiscal year.

Inactive/Vested Members – Members with contributions in the system, but did not participate through employment during the fiscal year.

Retired Members – Members and surviving beneficiaries who received a benefit during the fiscal year.

The URSJJ Active Member

AGES OF ACTIVE MEMBERS



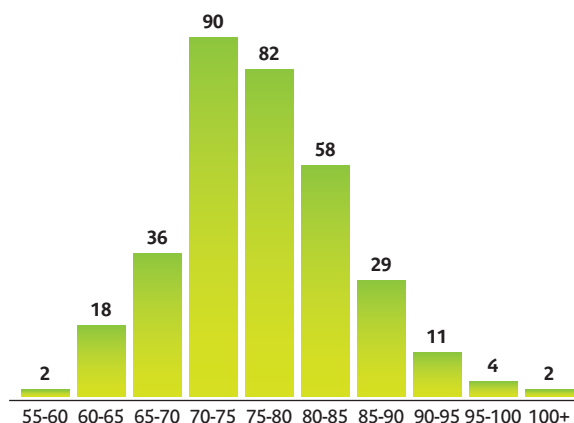
56.5
Average Age

10.1
Average Years of Service

\$156,214
Average Salary

The Retired URSJJ Member

AGES OF MEMBERS RECEIVING BENEFITS



67% Male
33% Female

\$85,001
Average Annual Benefit

Uniform Retirement System for Justices and Judges

POPULAR ANNUAL FINANCIAL REPORT

CONDENSED SCHEDULES OF FIDUCIARY NET POSITION*			
(\$ millions)	2024	2023	2022
Assets:			
Cash and cash equivalents	\$10.4	\$2.0	\$5.1
Receivables	15.7	12.1	10.5
Investments	421.6	386.4	363.0
Securities lending collateral	15.4	10.2	15.1
Total assets	463.1	410.7	393.7
Liabilities:			
Other liabilities	33.3	19.7	21.0
Securities lending collateral	15.4	10.2	15.1
Total liabilities	48.7	20.9	36.1
Ending fiduciary net position	\$414.4	\$380.8	\$357.6

Net Position

The net position restricted for pension and health insurance subsidy plan (HISP) totaled \$414.4 million at June 30, 2024, compared to \$380.8 million at June 30, 2023 and \$357.6 million at June 30, 2022. The net position restricted for pension/HISP benefits is available for payment of monthly retirement benefits and other qualified distributions to the System's participants. The increase of \$33.6 million and \$23.2 million of the respective years have resulted primarily from the changes in the fair value of the System's investments.

Changes in Fiduciary Net Position

URSJJ is funded through a combination of member contributions, employer contributions and investment earnings. For the year ended June 30, 2024, fiduciary net position increased \$33.6 million, or 8.8%. Total assets rose by \$52.4 million, or 12.8% increase, driven by a 9.1% rise in investments and a 29.8% increase in receivables. The System achieved a rate of return of 12.9%, up from 10.6% the previous year, contributing to the growth in net position. However, total liabilities increased by 62.9%, primarily due to a 51.0% rise in securities lending collateral and a 69.0% increase in other liabilities.

CONDENSED SCHEDULES OF CHANGES IN FIDUCIARY NET POSITION*			
(\$ millions)	2024	2023	2022
Member contributions	\$3.1	\$3.1	\$2.9
State and local agency contributions	8.6	8.4	7.9
Net investment income (loss)	47.7	36.7	(62.7)
Total additions	59.4	48.2	(51.9)
Retirement, death and survivor benefits	25.5	24.8	23.7
Refunds and withdrawals	0.1	-	0.1
Administrative expenses	0.2	0.2	0.2
Total deductions	25.8	25.0	24.0
Net increase in fiduciary net position	33.6	23.2	(75.9)
Beginning of year	380.8	357.6	433.5
End of year	\$414.4	\$380.8	\$357.6

Deductions to fiduciary net position are incurred primarily for the purpose for which the URSJJ was created, namely the payment of benefits to retirees. In fiscal year 2024, total additions increased by \$11.2 million, while total deductions rose by \$0.8 million compared to the previous year. The 23.2% increase in additions was primarily driven by \$11.0 million rise in investment income, attributed to a stronger market. The 3.2% increase in total deductions was mainly due to a 2.8% rise in retirement, death and survivor benefits. While the administrative costs remained consistent with prior year.

*Values in this chart represent a combined total of the pension and health insurance subsidy plan.

KNOW THE TERMS:

Net Position – The total money and investments the Plan has after subtracting any liabilities. This represents the amount available to pay benefits and other qualified distributions.

Changes in Fiduciary Net Position – This tracks new money coming in like contributions and investment earnings and money going out like benefit payments and expenses.

Fair Value of Investments – This is the current worth of the Plan's investments if there were sold today based on market prices.

Uniform Retirement System for Justices and Judges

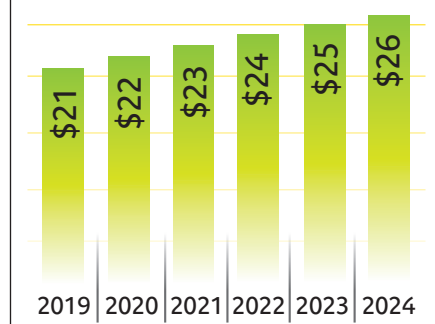
POPULAR ANNUAL FINANCIAL REPORT

Benefits Paid to Members

Participants who became members prior to January 1, 2012, qualify for full retirement benefits at the earliest of the following: age 65 with eight years of judicial service; age 60 with 10 years of judicial service; or, when the sum of at least eight years of credited service and age equals or exceeds 80. Participants who became members on or after January 1, 2012, qualify at age 67 with eight years of judicial service, or at age 62 with 10 years of judicial service.

The **Schedule of Benefit Payments** provides information on the total benefit expenses incurred by the Plan consisting of age and service, disability, and beneficiary death benefits.

SCHEDULE OF BENEFIT PAYMENTS (\$ millions)



RATE OF RETURN

Year Ended June 30,	Total %
2024	12.9 %
2023	10.6 %
2022	(14.8) %
2021	27.7 %
2020	4.6 %
2019	6.2 %

Investments

The Board of Trustees adheres to the highest standard in making investment decisions for the Plan – the Prudent Investor Rule. URSJJ's funds are invested solely in the best interest of the members and their beneficiaries with a goal of keeping administrative expenses as low as practical. The 2024 increase in the System's investments is driven by strong performance in U.S. and international equities. The System's overall return for the year ended June 30, 2024, was 12.9% percent. The **Rate of Return** table reflects overall investment returns over the past six fiscal years.

The Board has established an investment policy and guidelines that identify asset allocation as the key determinant of return and risk. Diversification, both by and within asset classes, is the primary risk control element. Passive funds are considered to be suitable investment strategies, especially in highly efficient markets.

The Board engages outside investment managers to manage the various asset classes where URSJJ has exposure. At fiscal year end, the investment portfolio of URSJJ was actively managed by three fixed income managers and passively managed by another investment manager with holdings in one fixed income index fund, two domestic equity index funds and one international equity index fund.

For fiscal year 2024, investments provided a return of 12.9 percent. The annualized rate of return for URSJJ as of June 30, 2024, was 2.1 percent over the last three years and 7.3 percent over the last five years. As of June 30, 2024, the allocation of the investment portfolio is shown in the **Asset Mix** chart.

Funding Know the terms:


Rate of Return – Expressed as a percentage, this measures how much the Plan earned or lost on its investments over a certain time.

Asset Allocation – This is how the Plan invests in different asset classes like stocks, bonds and real estate to balance risk and reward.

Diversification – This is when the Plan spreads its funds across different investment types.

Passive Funds – These are investments that follow a market index and usually cost less to manage.


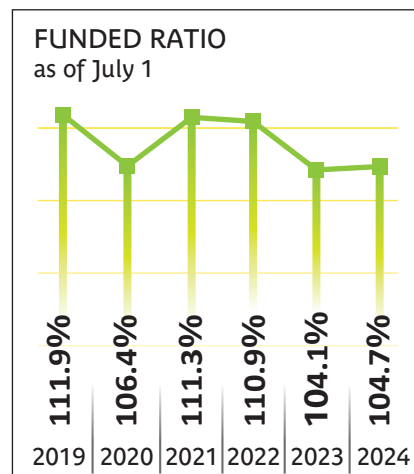
2024 ASSET MIX



Uniform Retirement System for Justices and Judges POPULAR ANNUAL FINANCIAL REPORT

A pension fund is well funded when it has enough money in reserve to meet all expected future obligations to participants. It must also have a revenue source sufficient to keep up with future obligations. The funding objective for URSJJ is to meet long-term benefit promises through contributions that remain approximately level as a percent of member payroll. The greater the level of funding, the larger the ratio of assets accumulated to the actuarial accrued liability and the greater the level of investment potential. The advantage of a well-funded plan is that the participants can look at assets that are committed to the payment of benefits. The actuarial accrued liability and actuarial value of assets as of July 1, 2024, amounted to \$390.7 million and \$408.9 million, respectively.

The URSJJ funded status increased slightly from 104.1 percent to 104.7 percent at July 1, 2024. This is a significant rebound from 81.3 percent at July 1, 2010. Historically, the URSJJ has been well-funded with the funded status reaching as high as 148.2 percent at June 30, 2002. The **Funded Ratio** chart shows the change in funded status over the past six fiscal years.



OPERS Awarded for Excellence in Financial Reporting

The Government Finance Officers Association of the United States and Canada (GFOA) has given an Award for Outstanding Achievement in Popular Annual Financial Reporting to the Uniform Retirement System for Justices and Judges for its Popular Annual Financial Report for the fiscal year ended June 30, 2023. The Award for Outstanding Achievement is a prestigious national award recognizing conformance with the highest standards for preparation of state and local government popular reports.

To receive an Award for Outstanding Achievement in Popular Annual Financial Reporting, a government unit must publish a Popular Annual Financial Report, whose contents conform to program standards of creativity, presentation, understandability, and reader appeal. An Award for Outstanding Achievement in Popular Annual Financial Reporting is valid for a period of one year only. We believe our current report continues to conform to the award requirements, and we are submitting it to GFOA. This is the eleventh year the URSJJ has received this award.

Government Finance Officers Association (GFOA) advances excellence in government finance by providing best practices, professional development, resources, and practical research for more than 20,000 members and the communities they serve.

URSJJ Pension Supports Local and State Economies

Our retired members provide a strong economic base in Oklahoma. The spending of retirement benefits ripples through local economies. One person's spending turns into another person's income – creating a multiplier effect. A 2020 study by the National Institute on Retirement Security found that each dollar invested by Oklahoma taxpayers in pension plans supported \$3.80 in total economic activity in the State.

¹Pensionomics State Data Fact Sheet: nirsonline.org/resources/pensionomics-state-data/

\$25.5M
Benefits Paid

89%
Benefits Paid to
Oklahoma Residents



P.O. Box 53007
Oklahoma City, OK 73152-3007

PRSRSTD
U.S. POSTAGE
PAID
OKLAHOMA
CITY OK
PERMIT NO.
2712

This publication, printed by Mudd Print & Promo, LLC, is issued by the Uniform Retirement System for Justices and Judges (URSJJ) as authorized by its Executive Director. Six hundred twenty-five (650) copies have been prepared and distributed at a cost of \$148.20. An electronic version of this publication has been deposited with the Publications Clearinghouse of the Oklahoma Department of Libraries.

Mailed February 2025

Uniform Retirement System for Justices and Judges POPULAR ANNUAL FINANCIAL REPORT

For the Fiscal Year Ended June 30, 2024

